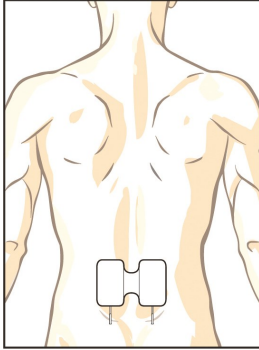


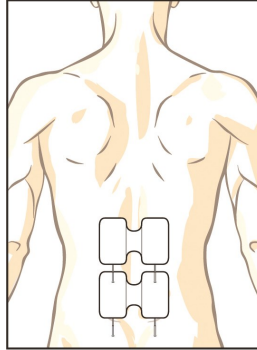
## Electrode Placement Chart for Butterfly Electrode

For best results, place electrodes on top of or around the area causing the most pain. On the beginning, vary the placement slightly until you find the perfect placement for your specific pain. The SpaBuddy Sport can be used with only 1 electrode or 2 electrodes.



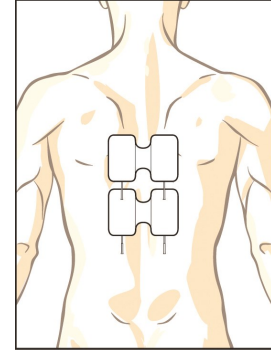
### LOWER BACK

Place Electrode on top of area causing the most pain.



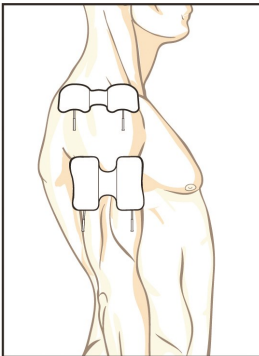
### LOWER BACK

For a larger area use 2 electrodes.




### UPPER BACK

Use 1 or 2 electrodes depending on area causing pain.



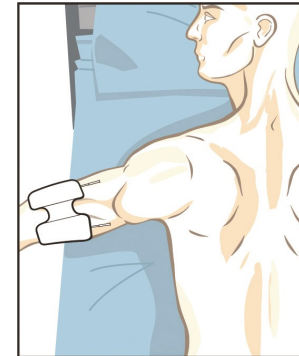
### SHOULDER AND ARM

Use 1 electrode for shoulder or 2 electrodes for shoulder and arm



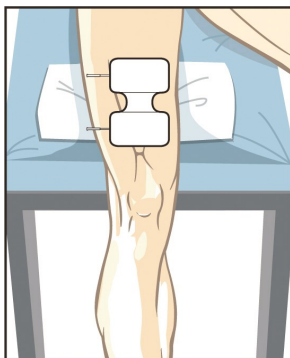
### ARM (BICEP)

Use 1 electrode OR 1 electrode for each arm.



### ARM (TRICEP)

Use 1 electrode OR 1 electrode for each arm.



### LEGS

Use 1 or 2 electrodes per leg.